



May 2022

List Price Catalog

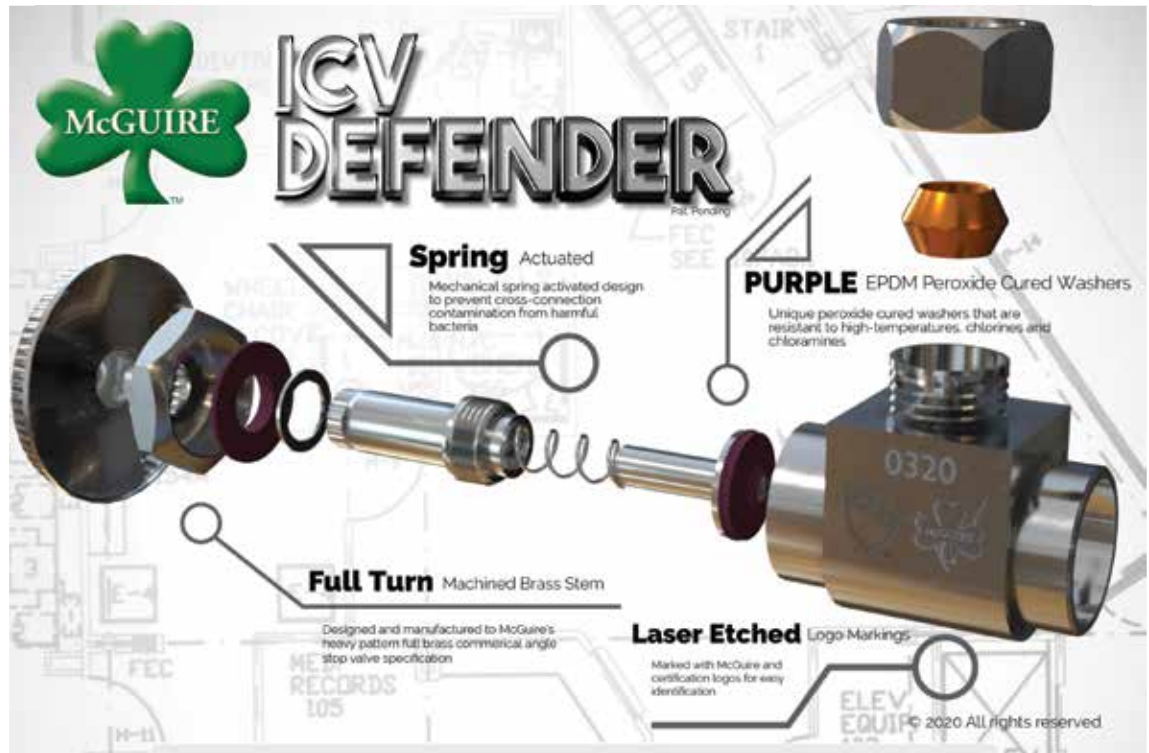
mcguiremfg.com



•This edition replaces all previously published list prices from 2022
•For the most current terms and conditions, please visit mcguiremfg.com

Your last line of defense

McGuire's Integral Check Valve to defend against cross-connection contamination



See page 11 for details

Check-out McGuire's ECO Line Supply Kits:

- Case quantity of 25 for fast shipping and competitive pricing
- Manufactured to the same standards of McGuire's standard line
- See page 13 for details





McGuire Manufacturing Co., Inc.
 60 Grandview Court
 Cheshire, Connecticut 06410
 203-699-1801 • Fax: 203-699-1813
 mcguiremfg.com

MAY 2022

P-TRAPS

Classic McGuire

PROFESSIONAL LINE - heavy brass slip nuts, 1½ P-Trap and 1¼ P-Trap length (full 11-1/2" C-E), 17GA wall bend. 8903C and 8904C (full 13-3/4" C-E).

STOCK LINE PLUS - heavy brass slip nuts, P-Trap length 10½" C-E, 17GA wall bend.

STOCK LINE - die cast slip nuts, P-Trap length 10½" C-E, 17GA wall bend.

ECO-LINE - includes cast brass J-Bend, 17GA seamless brass wall bend and your choice of zinc or brass nuts and steel shallow or box flange.


17GA MCT "Lite Commercial" P-Traps - Includes 17GA seamless brass J-Bends and wall bends with your choice of zinc or brass nuts and steel shallow or box flange. Page 2.

CAST BODY ADJUSTABLE P-TRAPS

WITH TUBULAR WALL BEND (Fed. Spec. WWP-541)



with cleanout



without cleanout

DESCRIPTION	POLISHED CHROME	
	PART #	PRICE
PROFESSIONAL LINE		
1¼ x 1¼ 17GA	8872C	79.78
1¼ x 1½ 17GA	8902C	88.66
1¼ x 1½ 17GA - without cleanout	8902CNC	88.66
1½ x 1½ 17GA	8912C	88.66
1½ x 1½ 17GA - without cleanout	8912CNC	88.66
1½ x 2 17GA	8903C	286.50
2 x 2 17GA	8904C	286.50
STOCK LINE PLUS		
1¼ x 1¼ 17GA	B8872C	73.59
1¼ x 1½ 17GA	B8902C	81.82
1¼ x 1½ 17GA - without cleanout	B8902CNC	81.82
1½ x 1½ 17GA	B8912C	81.82
1½ x 1½ 17GA - without cleanout	B8912CNC	81.82
STOCK LINE		
1¼ x 1¼ 17GA	C8872C	69.60
1¼ x 1½ 17GA	C8902C	76.05
1½ x 1½ 17GA	C8912C	76.05

Use suffix GJ for 1-1/2" ground joint wall bend on Professional Line P-Traps.

CAST BRASS N.Y. UTILITY P-TRAP



Solid, heavy cast brass utility p-trap with 17GA 10" utility arm and box flange.

DESCRIPTION	PART #	FINISH	PRICE
1¼ x 1½, 1½	8090M	chrome	125.67

VANDAL P-TRAP®



Adjustable Style

Vandal resistant cast body p-trap with or without cleanout. Furnished with brass friction inlet, cast brass slip nuts, 17GA seamless tubular wall bend and box flange.



Ground Joint Swivel Style

Vandal resistant cast brass p-trap with or without cleanout. Furnished with brass friction inlet, cast brass slip nuts, and cast brass ground joint elbow.

DESCRIPTION	POLISHED CHROME	
	PART #	PRICE
1¼ x 1½ OUTLET	V8902CNC	122.87
1½ x 1½ OUTLET	V8912CNC	122.87
1¼ x 1½ IPS	V8090CNC	127.63
1½ x 1½ IPS	V8089CNC	127.63
1¼ x 1½ OUTLET w/cleanout	V8902C	122.87
1½ x 1½ OUTLET w/cleanout	V8912C	122.87
1¼ x 1½ IPS w/cleanout	V8090C	127.63
1½ x 1½ IPS w/cleanout	V8089C	127.63

CAST BRASS GROUND JOINT SWIVEL P-TRAPS

(L.A. Style) (Fed. Spec. WWP-541)



Heavy cast brass adjustable p-trap with cleanout plug. Furnished with cast brass ground joint elbow, and cast brass slip nuts.

DESCRIPTION	CHROME		SATIN		ROUGH BR	
	PART #	PRICE	PART #	PRICE	PART #	PRICE
1¼ x 1¼ IPS	8088C	87.61	8088S	74.30	8088R	71.74
1¼ x 1½ IPS	8090C	94.19	8090S	80.01	8090R	75.06
1½ x 1½ IPS	8089C	94.19	8089S	80.01	8089R	75.06
1½ x 2 IPS	1207C	259.57	1207S	237.66	1207R	228.15
2 x 2 IPS	1208C	259.57	1208S	220.06	1208R	228.15

CAST BRASS GROUND JOINT SWIVEL P-TRAPS WITHOUT CLEANOUT PLUG

(Los Angeles Approved)(Fed. Spec. WWP-541)

Heavy cast brass adjustable p-trap without cleanout plug. Furnished with cast brass ground joint elbow, and cast brass slip nuts.

DESCRIPTION	CHROME	
	PART #	PRICE
1¼ x 1½ IPS	8090CNC	94.19
1½ x 1½ IPS	8089CNC	94.19



Adder Pricing NOTE:

Please contact customer service for verification of pricing on all adder components when building a custom p-trap prior to purchase order submission - customerservice@mcguiremf.com or call (203) 699-1801.

MAY 2022

CAST BRASS N.Y. REGULATION P-TRAPS



Solid, heavy cast brass p-trap with cleanout plug. Furnished with cast brass slip nut. (Fed. Spec. WWP-541)

DESCRIPTION	PART #	FINISH	PRICE
1½ x 1½ IPS	201C	chrome	69.65
1½ x 1½ IPS	202C	chrome	69.65
1½ x 2 IPS	204C	chrome	215.94
2 x 2 IPS	205C	chrome	215.94

BOSTON P-TRAPS - CAST BRASS 8000 SERIES



Massachusetts Plumbing Code Approved

Heavy cast brass adjustable p-trap with cleanout plug. Furnished with cast brass slip nuts, heavy 17GA brass tubular sweat extension, and chrome plated steel bell flange.

DESCRIPTION	PART #	FINISH	PRICE
1¼ x 1½ 6" SWT EXT	8090CBOS6	chrome	91.64
1¼ x 1½ 12" SWT EXT	8090CBOS12	chrome	142.28
1½ x 1½ 6" SWT EXT	8089CBOS6	chrome	91.64
1½ x 1½ 12" SWT EXT	8089CBOS12	chrome	142.28

P-TRAP OPTIONS

DESCRIPTION	SUFFIX	ADDITIONAL	PRICE
Heavy Brass, Set Screw, Chrome Plated Flange	F	1¼" or 1½"	17.78
Deep Flange (Bell Type), Chrome Plated Brass	DF	2"	15.90
Deep Flange (Bell Type), Chrome Plated Steel	SDF	1¼" or 1½"	2.47
Box Flange, Chrome Plated Wrought Steel	B	1¼" or 1½"	7.46
Brass Box Flange	BF	1¼" or 1½"	31.20
Wall Bend 12" (overall trap length) 15" Center-End	15	1¼"	14.53*
Wall Bend 15" (overall trap length) 18" Center-End	18	1¼"	20.54*
		1½"	23.50*
		1½"	28.52*

*Option available for Professional Line P-Traps only.

See page 18 for special pricing on extra long 1½" 17GA wall bends.

CAST BRASS NIPPLES WITH HEAVY BRASS SET SCREW FLANGE

For use with ground joint and N.Y. regulation p-traps.



DESCRIPTION	PART #	PRICE
1¼ x 6	1127C	77.48
1½ x 6	2127C	85.99
2 x 6	3127C	230.15

CASE QTY. ECO-LINE P-TRAPS

(25 PER CARTON)

Offshore packaged P-Traps. Made to the same standards as Classic McGuire. Must be purchased in case quantity, except for 8912C18BECO and 8904CBECO. Options not available.



DESCRIPTION	PART #	CARTON QUANTITY	PRICE
1¼ x 1¼ 17GA Die Cast Nuts	C8872CECO	25	52.96
1¼ x 1¼ 17GA Brass Nuts, Box Flange	8872CBECO	25	54.91
1¼ x 1¼, 1¼ 17GA Die Cast Nuts	C8912CECO	25	56.25
1¼ x 1¼, 1½ 17GA Brass Nuts, Box Flange	8912CBECO	25	58.26
Same as 8912CBECO, Less Cleanout	8912CNCBECO	25	58.26
1¼ x 1¼, 1½ 17GA Box Flange 18" C-E*	8912C18BECO	1	80.44
1½ x 2, 2 17 GA Box Flange, Brass Nuts	8904CBECO	1	182.26

Note: 1 ½" Eco P-Traps are provided with 1 ¼ x 1 ½ reducing washer.

17GA TUBULAR MCT LINE P-TRAPS

AVAILABLE FOR SINGLE QUANTITY PURCHASE



with cleanout

without cleanout

Suffix Designations:

B = Box Flange

NC = No Cleanout

ZN = Zinc nuts

GJ = Ground Joint Wall Bend

DESCRIPTION	POLISHED CHROME	
	PART #	PRICE
1¼ x 1¼ 17GA, Brass nuts	MCT125085	32.24
1¼ x 1¼ 17GA, Brass nuts	MCT125085B	32.39
1¼ x 1¼ 17GaA, Brass nuts	MCT125085NC	27.96
1¼ x 1¼ 17GA, Brass nuts	MCT125085NCB	28.68
1¼ x 1¼ 17GA	MCT125075ZN	28.21
1¼ x 1¼ 17GA	MCT125075NCZN	25.49
1½, 1¼ x 1½ 17GA, Brass nuts	MCT150090B	35.73
1½, 1¼ x 1½ 17GA	MCT150075ZN	31.82
1½, 1¼ x 1½ 17GA	MCT150075NCZN	28.79
1½, 1¼ x 1½ 17GA, Brass nuts	MCT150090NCB	32.39
1½, 1¼ x 1½ 17GA, Brass nuts	MCT150090NCGJB	32.41
1½, 1¼ x 1½ 17GA, Brass nuts	MCT150090NCGJ	32.36
1½, 1½ x 1½ 17GA, Brass nuts	MCT150150B	54.32

17GA SEAMLESS TUBULAR N.Y. UTILITY P-TRAPS

AVAILABLE FOR SINGLE QUANTITY PURCHASE



Solid, heavy 17GA seamless tubular brass with 10" utility arm and box flange.

DESCRIPTION	PART #	FINISH	PRICE
1¼ x 1¼, 1¼	MCT150UTL17B	chrome	52.28

PROWRAP™ INSULATORS PATENTED

PREWRAPPED CAST BODY P-TRAP WITH TUBULAR WALL BEND



Available less cleanout



DESCRIPTION	PART #	PRICE
1¼ x 1¼ P-Trap Assembly	PW2125	203.75
1¼ x 1¼, 1½ x 1½ P-Trap Assembly	PW2150	210.70
1¼ x 1¼, 1½ x 1½ Assembly less cleanout	PW2150NCO	210.70
Same as PW2150NCO with ground joint wall bend	PW2150GJ	210.70
1¼ x 1½ Vandal Trap®	PWV8902	241.67
1¼ x 1½ Vandal Trap® less cleanout	PWV8902NCO	241.67
1½ x 1½ Vandal Trap®	PWV8912	241.79
1½ x 1½ Vandal Trap® less cleanout	PWV8912NCO	241.79

PREWRAPPED CAST BRASS GROUND JOINT SWIVEL P-TRAP (LA STYLE)



Available less cleanout

DESCRIPTION	PART #	PRICE
1¼ x 1¼, 1½ x 1½ IPS Outlet	PW8090	218.53
1¼ x 1¼, 1½ x 1½ IPS Outlet less cleanout	PW8090NCO	218.53
1¼ x 1½ Vandal Trap®	PWV8090	243.13
1¼ x 1½ Vandal Trap® less cleanout	PWV8090NCO	243.13
1½ x 1½ Vandal Trap®	PWV8089	243.13
1½ x 1½ Vandal Trap® less cleanout	PWV8089NCO	243.13

PREWRAPPED CAST BODY P-TRAP WITH LAVATORY OFFSET ASSEMBLY



Available with McGuire's Heavy Duty Durable Chrome Finish Grid Strainers



DESCRIPTION	PART #	PRICE
1¼ x 1¼ Trap w/ Lavatory Offset Assembly	PW2125WC	302.34
1¼ x 1¼ Trap w/ Lavatory Offset Assembly same as PW2150WC except w/ground joint wall bend	PW2150WC	309.20
1¼ x 1¼ Trap w/ PRODRAIN™ Offset Assembly	PW2150GJWC	309.20
1¼ x 1¼ Trap w/ PRODRAIN™ Offset Assembly same as PW2125WC except with PW155HDWC	PW2125WC PRO	305.04
1¼ x 1½ Trap w/ PRODRAIN™ Offset Assembly	PW2150WC PRO	312.02
1¼ x 1½ Trap w/ PRODRAIN™ Offset Assembly same as PW2150WC except with PW155HDWC	PW2125HDWC	314.56
	PW2150HDWC	321.39

RETROFIT INSULATION



DESCRIPTION	PART #	PRICE
For 1¼ and 1½ Traps	PW2000	142.40
For 1¼ and 1½ Traps w/ Offset Drain Cover	PW2000WC	170.96
Lavatory Offset Drain Cover	PWWC	30.01

PREWRAPPED OFFSET LAVATORY AND SINK STRAINER ASSEMBLY

A.D.A.



Available with McGuire's Heavy Duty Durable Chrome Finish Grid Strainers or PRODRAIN™.



DESCRIPTION	PART #	PRICE
1¼ PreWrapped Lavatory Offset Assembly	PW155WC	100.04
1¼ PreWrapped Offset with Heavy Duty Finish Grid Drain	PW155HDWC	112.21
1¼ PreWrapped ProDrain™ Offset Assembly	PWPRODRAINWC	102.77
1¼ PreWrapped Lift and Turn Assembly	PW155LATWC	117.35
1¼ PreWrapped Chain & Stopper Assembly	PW155CRSWC	98.24
1½ Sink Offset Assembly	PW1000WC	232.78
1½ Offset with 151 Brass Strainer	PW1151WC	279.80
1½ Offset with 151A Stainless Strainer	PW1151AWC	268.06
1½ Offset with 149 Brass Strainer	PW1149WC	257.94
1½ Offset with 152 Brass Strainer	PW1152WC	276.97

PREWRAPPED CONTINUOUS WASTES 1½ END OUTLET



DESCRIPTION	PART #	PRICE
1½" Prewrapped End Outlet 16" CTR 17GA	PW111C16G17	199.22

PREWRAPPED CONTINUOUS WASTES 1½ CENTER OUTLET



DESCRIPTION	PART #	PRICE
1½" Prewrapped Center Outlet 16" CTR 17GA	PW113C16G17	269.86



SANIGUARD®

P-TRAPS

DESCRIPTION	PART #	CARTON QUANTITY	PRICE
1¼" Cast Body Trap	8872CBSAN	25	105.08
1¼" x 1½" Cast Body Trap	8902CBSAN	25	113.53
1½" Cast Body Trap	8912CBSAN	25	113.53
1½" Less cleanout	8912CNCBSAN	25	119.48
1½" x 1½" IPS Cast Body Trap	8089CSAN	25	121.12
1¼" x 1½" IPS	8090CSAN	25	121.12
1¼" x 1½" IPS less cleanout	8090CNCASAN	25	121.12
1½" x 2" Cast Body Trap	8903CSAN	10	354.50
2", 1½" x 2" Cast Body Trap	8904CBSAN	10	372.21

PO PLUGS AND STRAINERS

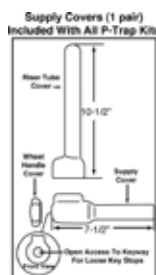
DESCRIPTION	PART #	CARTON QUANTITY	PRICE
Lavatory Open Grid PO Plug	155ASAN	44	62.31
Offset Lavatory Open Grid PO Plug	155WCSAN	25	94.56
PRODRAIN™ No Overflow Lavatory Strainer	PRODRAINSAN	44	63.71
PRODRAIN™ Offset No Overflow Lavatory Strainer	PRODRAINWCSAN	44	96.02
Stainless Steel Basket Strainer	151ASAN	25	82.47
Brass Basket Strainer	151SAN	25	96.91
Wide Top Sink Strainer	152SAN	25	88.33
Offset with 151 Strainer	1151WCSAN	25	275.04

PREWRAPPED CONTINUOUS WASTES 1½ END OUTLET

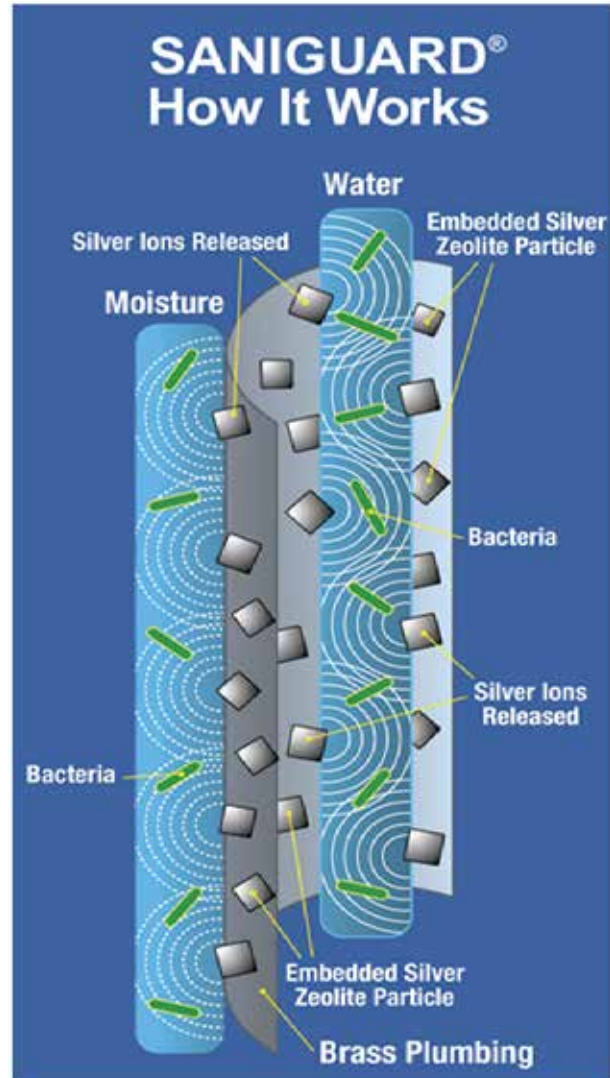
DESCRIPTION	PART #	PRICE
1½" Prewrapped End Outlet 16" CTR 17GA	PW111C16G17SAN	385.51

PROWRAP™ SANIGUARD® TREATED

PREWRAPPED SANIGUARD TREATED CAST BODY P-TRAP AND STRAINERS WITH LAVATORY OFFSET ASSEMBLY



DESCRIPTION	PART #	PRICE
1¼ x 1¼ Trap w/ Lavatory Offset Assembly	PW2125WCSAN	423.30
1¼ x 1½ Trap w/ Lavatory Offset Assembly	PW2150WCSAN	362.63
1¼ PreWrapped Lavatory Offset Assembly	PW155WCSAN	144.08
1¼ PreWrapped ProDrain™ Offset Assembly	PWProDrainWCSAN	153.34
1½ Sink Offset Assembly	PW1000WCSAN	256.06
1½ Offset with 152 Brass Strainer	PW1152WCSAN	344.38



Most McGuire products can be treated in SANIGUARD®. Please consult McGuire for pricing on additional items. Please be advised that some items are subject to McGuire's return approval policies.



STRAINERS AND P.O. PLUGS

Urinal Strainers

CAST BRASS BEEHIVE URINAL STRAINERS

Optional: vandal resistant screws are available.



DESCRIPTION	PART #	FINISH	PRICE
Cast Brass Beehive Strainer Replacement Top w/Screws	1303 BT	chrome chrome	105.81 45.79

CAST BRASS FLAT GRID URINAL STRAINERS

Optional: vandal resistant screws are available.



DESCRIPTION	PART #	FINISH	PRICE
Flat Grid 2" Strainer for lead caulk or soil pipe Replacement Top w/Screws	1233 FT	chrome chrome	91.80 34.19
2" IPS Adj Connections	1233A2	chrome	122.49
3" IPS Adj Connections	1233A3	chrome	147.20

Shower Stall Strainers

Optional: vandal resistant screws are available.



DESCRIPTION	PART #	FINISH	PRICE
1½ FIP Strainer	1266	chrome	24.76
2" FIP Strainer	1266A	chrome	24.06
2" FIP Strainer w/ vandal-resistant screws	1266AV	chrome	28.89

WIDE TOP SINK STRAINER

Available in Type 316 and 304 Stainless Steel and Vandal Proof



DESCRIPTION	PART #	FINISH	PRICE
Wide Top Sink Strainer with 4" tailpiece	152	chrome	64.78
Same with Brass Nuts	152N	chrome	66.66
Same as 152 less Tailpiece	152LT	chrome	55.75
Type 304 Stainless Steel	152NSS	chrome	50.09
Type 316 Stainless Steel VANDAL	152NVSS316	chrome	94.00

Classic McGuire Basket Strainers BRASS

Furnished with 1½" x 4" tailpiece, cast brass lock and coupling nuts.



DESCRIPTION	PART #	FINISH	PRICE
Brass Basket Strainer	151	chrome	73.33
Same with 17GA Tailpiece	151M	chrome	77.18
Same as 151 less Tailpiece	151LT	chrome	64.94

STAINLESS STEEL

Furnished with 1½" x 4" tailpiece.



DESCRIPTION	PART #	FINISH	PRICE
Stainless Steel Shell	151A	chrome	58.90
Same as 151A except 17GA Tailpiece	151AM	chrome	72.25
Same less Tailpiece	151ALT	chrome	45.20

Eco-Line Basket Strainers (24 per carton)

DESCRIPTION	PART #	FINISH	PRICE
Stainless Steel Shell	151AECO	chrome	35.46

Type 316 Conical Basket Strainer



DESCRIPTION	PART #	FINISH	PRICE
Type 316 Stainless Steel	151CNSS316	chrome	103.59

Sink Strainers TRAY PLUG



DESCRIPTION	PART #	FINISH	PRICE
Tray Plug w/Rubber Stopper incl. 4" Tlpc. w/Brass Nuts	150	chrome	43.26
Same as 150 w/ 17GA Tlpc.	150M	chrome	46.00
Same as 150 less Tailpiece	150LT	chrome	34.93

FLAT GRID



DESCRIPTION	PART #	FINISH	PRICE
Flat Grid Wrought Sink Strainer w/ 4" Tailpiece and Brass Nuts	149	chrome	42.36
Same as 149 less Tailpiece	149LT	chrome	34.00

BAR SINK STRAINERS

Furnished with 1½" x 4" 20GA tailpiece and cast brass lock nuts.



DESCRIPTION	PART #	FINISH	PRICE
Bar Sink Strainer	153	chrome	43.09
Deep Bar Sink Strainer	154	chrome	66.00
Same as 153 less Tailpiece	153LT	chrome	34.68
Same as 154 less Tailpiece	154LT	chrome	57.68



P.O. PLUGS

HEAVY BRASS SOLID TOP OPEN GRID

1-1/4" drain furnished with 6" 17GA tailpiece, and cast brass lock nut. Other tailpiece lengths available.



DESCRIPTION	PART #	FINISH	PRICE
"Classic McGuire" 1 1/4" OD 6" Tailpiece	155A	chrome	44.88
1 1/4" OD 6" Tailpiece	155ASC	satın	53.62
1 1/4" OD 8" Tailpiece	155A8	chrome	55.94
1 1/4" OD 10" Tailpiece	155A10	chrome	60.16
1 1/4" OD 12" Tailpiece	155A12	chrome	64.89
1 1/2" OD 6" Tailpiece	155A2	chrome	57.01
1 1/2" OD 12" Tailpiece	155A212	chrome	82.38

ECO-LINE Solid Top Open Grid (25 per carton)

DESCRIPTION	PART #	FINISH	PRICE
1 1/4" OD 6" Tailpiece	155AECO	chrome	28.04

HEAVY DUTY FINISH HD GRID DRAIN

Looks better, lasts longer than conventional chrome plated finishes. Durable finish heavy solid top open grid P. O. plug. Furnished with 6" 17GA tailpiece and cast brass lock nut.



DESCRIPTION	PART #	FINISH	PRICE
1 1/4" OD 6" Tailpiece	HD155A	PVD chrome	63.87

MCGUIRE'S PRODRAIN™

No Overflow

Heavy cast brass grid drain for lavatories without overflows furnished with 1 1/4" x 6" 17GA tailpiece. Other tailpiece lengths available.



DESCRIPTION	PART #	FINISH	PRICE
1 1/4" Strainer Less Overflow	ProDrain	chrome	48.31
Same with 1 1/2" Tailpiece	ProDrain2	chrome	64.94

HEAVY BRASS CHAIN AND RUBBER STOPPER

Furnished with cast brass follower and 1 1/4" x 6" 17GA tailpiece. (8", 10" and 12" tailpieces available).

DESCRIPTION	PART #	FINISH	PRICE
Chain and Stopper	155	chrome	47.81

HEAVY BRASS POP UP

Furnished with 1 1/4" x 4" 17GA tailpiece and cast brass lock nut. Other tailpiece lengths available.

DESCRIPTION	PART #	FINISH	PRICE
Pop Up Plug	155MP	chrome	50.21

HEAVY CAST BRASS LIFT AND TURN

Furnished with 1 1/4" x 6" 17GA tailpiece. Other tailpiece lengths available.

DESCRIPTION	PART #	FINISH	PRICE
Lift and Turn	155LAT	chrome	49.26
Same less Tailpiece	155LATLT	chrome	42.50

OFFSET LAVATORY STRAINERS

All Available with A.D.A. Compliant Insulator Kit Prewrapped or Retrofit with McGuire's PROWRAP™. See page 4.



DESCRIPTION	PART #	FINISH	PRICE
Wheelchair Lavatory Strainer	155WC	chrome	84.14

ECO-LINE (25 PER CARTON ONLY)

DESCRIPTION	PART #	FINISH	PRICE
Wheelchair Lavatory Strainer	155WCECO	chrome	52.08

HEAVY DUTY DURABLE FINISH

"Looks Better, Lasts Longer than Conventional Chrome Plated Finishes".

DESCRIPTION	PART #	FINISH	PRICE
Wheelchair Lavatory Strainer	HD155WC	PVD chrome	103.14

LIFT AND TURN P.O. PLUG



DESCRIPTION	PART #	FINISH	PRICE
Wheelchair Lavatory Strainer	155LATWC	chrome	105.08

CHAIN & RUBBER STOPPER STRAINER

DESCRIPTION	PART #	FINISH	PRICE
Wheelchair Lavatory Strainer	155CR5WC	chrome	82.05

McGuire's PRODRAIN™ ADA Strainer

Heavy cast brass offset grid strainer for lavatories without overflows. ADA compliant. ProWrap see page 4.



DESCRIPTION	PART #	FINISH	PRICE
1 1/4" Wheelchair Strainer less overflow	PRODRAINWC	chrome	87.52

OFFSET SINK STRAINERS

Available in Type 316 and 304 Stainless Steel



DESCRIPTION	PART #	FINISH	PRICE
Offset Only	1000WC	chrome	90.77
Offset w/151 Strainer	1151WC	chrome	131.36
Offset w/151A Strainer	1151AWC	chrome	136.13
Offset w/149 Strainer	1149WC	chrome	130.31
Offset w/152 Strainer	1152WC	chrome	138.53
Offset w/153 Strainer	1153WC	chrome	134.92
Type 316 w/Conical Strainer	1151CNWCSS316	chrome	188.63
Type 304 w/152 Strainer	1152NWCSS	chrome	135.14
Type 316 w/ 152 VANDAL	1152NVWCSS316	chrome	179.05



convertible II ball valve

PEX F1960



ANGLE 1/4 TURN BRASS BALL VALVE

DESCRIPTION	PART #	PRICE
½ PEX-F1960 x ¾" OD	LFBV2-6X53	19.21
½ PEX-F1960 x ½" OD	LFBV2-6X55	19.78



STRAIGHT 1/4 TURN BRASS BALL VALVE

DESCRIPTION	PART #	PRICE
½ PEX-F1960 x ¾" OD	LFBV2-6XST53	20.11
½ PEX-F1960 x ½" OD	LFBV2-6XST55	20.70

PEX F1807



STRAIGHT 1/4 TURN BRASS BALL VALVE

DESCRIPTION	PART #	PRICE
½ PEX-F1807 x ¾" OD	LFBV2-3XST53	20.25
½ PEX-F1807 x ½" OD	LFBV2-3XST55	20.88



ANGLE 1/4 TURN BRASS BALL VALVE

DESCRIPTION	PART #	PRICE
½ PEX-F1807 x ¾" OD	LFBV2-3X53	19.28
½ PEX-F1807 x ½" OD	LFBV2-3X55	19.86



CPVC



ANGLE 1/4 TURN BRASS BALL VALVE

DESCRIPTION	PART #	PRICE
½ CPVC x ¾" OD	LFBV2-4P53	20.63
½ CPVC x ½" OD	LFBV2-4P55	21.23



STRAIGHT 1/4 TURN BRASS BALL VALVE

DESCRIPTION	PART #	PRICE
½ CPVC x ¾" OD	LFBV2-4PST53	21.66
½ CPVC x ½" OD	LFBV2-4PST55	22.29



PIPE X COMPRESSION



DESCRIPTION	PART #	CARTON QUANTITY	PRICE
ANGLE 3/8 IPS x 3/8 OD	LFBV2-01	100	18.38
1/2 IPS x 3/8 OD	LFBV2-02	100	19.31
3/8 IPS x 1/2 OD	LFBV2-03	100	19.02
1/2 IPS x 1/2 OD	LFBV2-04	100	19.93
DESCRIPTION	PART #	CARTON QUANTITY	PRICE
STRAIGHT 3/8 IPS x 3/8 OD	LFBV2-11	100	19.31
1/2 IPS x 3/8 OD	LFBV2-12	100	20.28
1/2 IPS x 1/2 OD	LFBV2-14	100	20.91

SWEAT X COMPRESSION



DESCRIPTION	PART #	CARTON QUANTITY	PRICE
ANGLE 1/2 NOMINAL SWEAT x 3/8 OD	LFBV2-07	100	18.09
1/2 NOMINAL SWEAT x 1/2 OD	LFBV2-08	100	18.67
DESCRIPTION	PART #	CARTON QUANTITY	PRICE
STRAIGHT 1/2 NOMINAL SWEAT x 3/8 OD	LFBV2-16	100	18.99
1/2 NOMINAL SWEAT x 1/2 OD	LFBV2-19	100	19.62

CLASSIC CONVERTIBLE™

CONVERTIBLE™ QUARTER-TURN BALL VALVES ANGLE STOPS

DESCRIPTION	PART #	CARTON QUANTITY	PRICE
3/8 IPS x 3/8 OD	LFBV01	100	26.87
1/2 IPS x 3/8 OD	LFBV02	100	27.55
1/2 Nominal x 3/8 OD	LFBV09	100	27.99
1/2 Copper Swt x 3/8 OD w/5" Ext.	LFBV082	100	32.09
1/2 Copper Swt x 3/8 OD	LFBV07	100	27.24

SWEAT X COMPRESSION W/EXT.



DESCRIPTION	PART #	CARTON QUANTITY	PRICE
ANGLE 1/2 Copper SWEAT w/ EXT x 3/8 OD	LFBV2-082	100	24.09
1/2 Copper SWEAT w/ EXT x 1/2 OD	LFBV2-084	100	23.23
DESCRIPTION	PART #	CARTON QUANTITY	PRICE
STRAIGHT 1/2 Copper SWEAT w/ EXT x 3/8 OD	LFBV2-182	100	23.32

COMPRESSION X COMPRESSION

DESCRIPTION	PART #	CARTON QUANTITY	PRICE
ANGLE 1/2 NOM COMPRESSION x 3/8 OD	LFBV2-09	100	19.75
1/2 NOM COMPRESSION x 1/2 OD	LFBV2-10	100	20.37
DESCRIPTION	PART #	CARTON QUANTITY	PRICE
STRAIGHT 1/2 NOM COMPRESSION x 3/8 OD	LFBV2-17	100	20.77
1/2 NOM COMPRESSION x 1/2 OD	LFBV2-18	100	21.38

BV2PRESS CONNECTION



DESCRIPTION	PART #	CARTON QUANTITY	PRICE
ANGLE 1/2 PRESS x 3/8 OD	LFBV2-PP38	100	20.25
1/2 PRESS x 1/2 OD	LFBV2-PP50	100	20.56
DESCRIPTION	PART #	CARTON QUANTITY	PRICE
STRAIGHT 1/2 PRESS x 3/8 OD	LFBV2-PPST38	100	20.48
1/2 PRESS x 1/2 OD	LFBV2-PPST50	100	20.77

CONVERTIBLE™ 1/4 TURN BALL VALVE SUPPLY KITS

FLEXIBLE SUPPLIES

Convertible™ and Convertible™ II Quarter-Turn Ball Valve Line



A true brass ball valve with a unique convertible handle, it's a loose key, it's a wheel handle, it's both. Engineered for all commercial applications, the Convertible™ II series is designed for high-use projects such as commercial multi-use residential.

LAVATORY SUPPLIES INCLUDE:

(2) Stop Valves, (2) Flexible Risers, (2) Chrome Plated Flanges

CLOSET SUPPLIES INCLUDE:

(1) Stop Valve, (1) Flexible Riser, (1) Chrome Plated Flange

LFBV= CONVERTIBLE™ LEGACY Line LFBV2= CONVERTIBLE™ II

BALL VALVE LAVATORY SUPPLIES

PIPE X COMPRESSION

DESCRIPTION	PART #	PRICE
3/8 IPS x 3/8 OD	LFBV165	68.03
3/8 IPS x 3/8 OD	LFBV2-165	51.45
3/8 IPS x 1/2 OD	LFBV2-167	81.58
1/2 IPS x 3/8 OD	LFBV2165	69.52
1/2 IPS x 3/8 OD	LFBV2-2165	57.57
1/2 IPS x 1/2 OD	LFBV2-2167	86.71

COMPRESSION X COMPRESSION

DESCRIPTION	PART #	PRICE
1/2 Nominal x 3/8 OD	LFBV2165CC	75.42
1/2 Nominal x 3/8 OD	LFBV2-2165CC	57.48
1/2 Nominal x 1/2 OD	LFBV2-2167CC	68.55

SWEAT X COMPRESSION

DESCRIPTION	PART #	PRICE
1/2 Copper Sweat x 3/8 OD	LFBV175	43.49
1/2 Copper Sweat x 3/8 OD	LFBV2-175	50.70
1/2 Copper Sweat x 1/2 OD	LFBV2-177	77.71

SWEAT X COMPRESSION (WITH 5" EXTENSION TUBE)

DESCRIPTION	PART #	PRICE
1/2 Copper Sweat x 3/8 OD	LFBV170	88.81
1/2 Copper Sweat x 3/8 OD	LFBV2-170	75.75
1/2 Copper Sweat x 1/2 OD	LFBV2-171	76.38

CLOSET SUPPLIES

PIPE X COMPRESSION

DESCRIPTION	PART #	PRICE
3/8 IPS x 3/8 OD	LFBV166	48.31
3/8 IPS x 3/8 OD	LFBV2-166	30.63
3/8 IPS x 1/2 OD	LFBV2-169	45.72
1/2 IPS x 3/8 OD	LFBV2166	49.04
1/2 IPS x 3/8 OD	LFBV2-2166	33.86
1/2 IPS x 1/2 OD	LFBV2-2169	48.44

SWEAT X COMPRESSION

DESCRIPTION	PART #	PRICE
1/2 Copper Sweat x 3/8 OD	LFBV185	50.66
1/2 Copper Sweat x 3/8 OD	LFBV2-185	30.27
1/2 Copper Sweat x 1/2 OD	LFBV2-187	51.11

COMPRESSION X COMPRESSION

DESCRIPTION	PART #	PRICE
1/2 Nominal x 3/8 OD	LFBV2166CC	51.58
1/2 Nominal x 3/8 OD	LFBV2-2166CC	32.00
1/2 Nominal x 1/2 OD	LFBV2-2169CC	37.03

SWEAT X COMPRESSION (WITH 5" EXTENSION TUBE)

DESCRIPTION	PART #	PRICE
1/2 Copper Sweat x 3/8 OD	LFBV172	56.48
1/2 Copper Sweat x 3/8 OD	LFBV2-172	40.78
1/2 Copper Sweat x 1/2 OD	LFBV2-173	46.16

LAVATORY AND CLOSET RIGID SUPPLIES

DESCRIPTION	PART #	PRICE
3/8 IPS STD LAVATORY ANGLE	LFBV2-158	127.33
3/8 IPS STD LAVATORY STRAIGHT	LFBV2-157	337.79
3/8 IPS STD CLOSET ANGLE	LFBV2-159	66.39
3/8 IPS STD CLOSET STRAIGHT	LFBV2-160	107.31

BRASS TAILPIECES NOT INCLUDED - SOLD SEPARATELY

DESCRIPTION	PART #	PRICE
1/4 x 2 Straight EA.	TPC2STR	12.13
1/4 x 2 Offset EA.	TPC2OFR	20.02



convertible™ II

ball valve

KIT ADDERS ONLY

FLANGE OPTIONS - Use suffix after supply part #

DESCRIPTION	SUFFIX	ADDITIONAL CHARGE	
		CLOSET	LAVATORY
Heavy Brass, Set Screw, Chrome Plated	F	15.25 ea.	29.82 pr.
Deep Flange (Bell Type), Chrome Plated Wrought Brass	DF	11.24 ea	22.50 pr.
Deep Flange (Bell Type), Chrome Plated Steel	SDF	2.39 ea.	4.77 pr.

NIPPLE OPTIONS - Use suffix after supply part #

DESCRIPTION	SUFFIX	ADDITIONAL CHARGE		
		CLOSET		LAVATORY
3" Nipple	N3	13.46 ea.	3/8 IPS	26.91 pr.
		19.94 ea.	1/2 IPS	39.92 pr.
5" Nipple	N5	20.82 ea.	3/8 IPS	41.62 pr.
		26.38 ea.	1/2 IPS	50.64 pr.

RISER OPTIONS FLEXIBLE COPPER - Use suffix after supply part #

DESCRIPTION	SUFFIX	ADDITIONAL CHARGE	
		3/8" OD	1/2" OD
Lavatory	15"	R15	6.38 pr. N/C
	20"	R20	13.68 pr. 18.38 pr.
	36"	R36	60.94 pr. N/C
Closet	20"	R20	6.66 ea. 8.00 ea.
	12"	CR	7.19 ea.
Compression	20"	CR20	19.38 ea.
	12"	SR	5.23 ea.
Sweat	12"	SR20	14.33 ea.
	20"		

RISER OPTIONS BRAIDED STAINLESS STEEL

Use suffix after supply part #

DESCRIPTION	SUFFIX	ADDITIONAL CHARGE	
		3/8" OD	1/2" OD
Lavatory	9"	SS9	N/C
	12"	SS12	N/C
	16"	SS16	5.65 pr.
	20"	SS20	8.40 pr. 2.73 pr.
	30"	SS30	15.97 pr.
	36"	SS36	22.00 pr.
Closet	12"	SS12	2.91 ea. N/C
	20"	SS20	5.31 ea.

N/C = No additional charge

LOCK SHIELD CAPS AND LOOSE KEYS

Use suffix after supply part #

DESCRIPTION	SUFFIX	ADDITIONAL CHARGE	
		CLOSET	LAVATORY
For Premier and Heavy Pattern	C	4.60 ea.	9.19 pr.

Adder Pricing NOTE:

Please contact customer service for verification of pricing on all adder components when building a custom supply kit prior to submitting your purchase order.
 customerservice@mcguiremfg.com or call (203) 699-1801.

STANDARD BALL VALVE KIT ADDERS

FLANGE OPTIONS - Use suffix after supply part #

DESCRIPTION	SUFFIX	ADDITIONAL CHARGE	
		CLOSET	LAVATORY
Heavy Brass, Set Screw, Chrome Plated	F	16.02 ea.	31.84 pr.
Deep Flange (Bell Type), Chrome Plated Wrought Brass	DF	11.82 ea	23.63 pr.
Deep Flange (Bell Type), Chrome Plated Steel	SDF	2.49 ea.	5.00 pr.

NIPPLE OPTIONS - Use suffix after supply part #

DESCRIPTION	SUFFIX	ADDITIONAL CHARGE		
		CLOSET		LAVATORY
3" Nipple	N3	14.13 ea.	3/8 IPS	28.26 pr.
		20.94 ea.	1/2 IPS	41.91 pr.
5" Nipple	N5	23.59 ea.	3/8 IPS	40.46 pr.
		28.72 ea.	1/2 IPS	53.16 pr.

RISER OPTIONS FLEXIBLE COPPER - Use suffix after supply part #

DESCRIPTION	SUFFIX	ADDITIONAL CHARGE	
		3/8" OD	1/2" OD
Lavatory	15"	R15	6.71 pr. N/C
	20"	R20	14.36 pr. 17.20 pr.
	36"	R36	64.00 pr. N/C
Closet	20"	R20	7.52 ea. 8.44 ea.
	12"	CR	10.23 ea.
Compression	20"	CR20	20.35 ea.
	12"	SR	5.48 ea.
Sweat	12"	SR20	15.04 ea.
	20"		

RISER OPTIONS BRAIDED STAINLESS STEEL

Use suffix after supply part #

DESCRIPTION	SUFFIX	ADDITIONAL CHARGE	
		3/8" OD	1/2" OD
Lavatory	9"	SS9	N/C
	12"	SS12	3.05 pr. N/C
	16"	SS16	5.94 pr.
	20"	SS20	9.51 pr. 3.32 pr.
	30"	SS30	16.78 pr.
	36"	SS36	21.59 pr.
Closet	12"	SS12	3.05 ea. N/C
	20"	SS20	5.59 ea.

N/C = No additional charge

LOCK SHIELD CAPS AND LOOSE KEYS

Use suffix after supply part #

DESCRIPTION	SUFFIX	ADDITIONAL CHARGE	
		CLOSET	LAVATORY
For Premier and Heavy Pattern	C	4.83 ea.	9.64 pr.



INTEGRAL CHECK STOP VALVES

Pipe x Compression

LK= Loose Key

DESCRIPTION	PART #	CARTON QUANTITY	PRICE
3/8 IPS x 3/8 OD STD	LFCK01	100	47.66
3/8 IPS x 3/8 OD STL LK	LFCK01LK	100	57.19
1/2 IPS x 3/8 OD STD	LFCK02	100	48.03
1/2 IPS x 3/8 OD STD LK	LFCK02LK	100	58.32
3/8 IPS x 1/2 OD STD	LFCK03	100	53.59
3/8 IPS x 1/2 OD STD LK	LFCK03LK	100	62.97
1/2 IPS x 1/2 OD STD	LFCK04	100	54.29
1/2 IPS x 1/2 OD STD LK	LFCK04LK	100	63.75

Sweat x Compression or Sweat with 5" Extension

DESCRIPTION	PART #	CARTON QUANTITY	PRICE
1/2 Copper Swt x 3/8 OD	LFCK07	100	60.57
1/2 Copper Swt x 3/8 OD LK	LFCK07LK	100	70.11
1/2 Copper Swt x 3/8 OD with EXT	LFCK082	100	80.99
1/2 Copper Swt x 3/8 OD LK with EXT	LFCK082LK	100	90.03

Compression x Compression

DESCRIPTION	PART #	PRICE
1/2 Nominal x 3/8 OD	LFCK09	58.38
1/2 Nominal x 3/8 OD	LFCK09LK	67.90

INTEGRAL CHECK SUPPLY KITS

Pipe x Compression


DESCRIPTION	PART #	PRICE
3/8 IPS x 3/8 OD	LFCK165	125.18
3/8 IPS x 3/8 OD	LFCK165LK	146.53
3/8 IPS x 1/2 OD	LFCK167	174.04
3/8 IPS x 1/2 OD	LFCK167LK	174.04
1/2 IPS x 3/8 OD	LFCK2165	128.31
1/2 IPS x 3/8 OD	LFCK2165LK	157.11
1/2 IPS x 1/2 OD	LFCK2167	157.11
1/2 IPS x 1/2 OD	LFCK2167LK	174.10

Compression x Compression

DESCRIPTION	PART #	PRICE
1/2 Nominal x 3/8 OD	LFCK2165CC	145.23
1/2 Nominal x 3/8 OD	LFCK2165CCLK	163.70

Sweat x Compression or Sweat with 5" Extension

DESCRIPTION	PART #	PRICE
1/2 Copper Sweat x 3/8 OD	LFCK175	175.71
1/2 Copper Sweat x 3/8 OD	LFCK175LK	193.99
1/2 Copper Sweat x 3/8 OD WITH 5" EXTENSION	LFCK170	199.18
1/2 Copper Sweat x 3/8 OD WITH 5" EXTENSION	LFCK170LK	217.81



COMMERCIAL FULL-TURN STOPS

Standard Line Lead Free Full turn compression set stem, solid brass stops.

Premiere Heavy Line Lead Free Full turn compression set heavy stem, heavy pattern stop, highly polished solid brass.

ANGLE STOPS

H= Heavy Premiere Line LK= Loose Key



Pipe x Compression



DESCRIPTION	PART #	CARTON QUANTITY	PRICE
3/8 IPS x 3/8 OD STD	LFST01	100	13.76
3/8 IPS x 3/8 OD STL LK	LFST01LK	100	15.96
3/8 IPS x 3/8 OD HVY	LFHST01	100	31.28
3/8 IPS x 3/8 OD HVY LK	LFHST01LK	100	37.53
1/2 IPS x 3/8 OD STD	LFST02	100	16.16
1/2 IPS x 3/8 OD STD LK	LFST02LK	100	17.65
1/2 IPS x 3/8 OD HVY	LFHST02	100	35.51
1/2 IPS x 3/8 OD HVY LK	LFHST02LK	100	38.26
3/8 IPS x 1/2 OD STD	LFST03	100	17.95
3/8 IPS x 1/2 OD STD LK	LFST03LK	100	19.81
3/8 IPS x 1/2 OD HVY	LFHST03	100	35.16
3/8 IPS x 1/2 OD HVY LK	LFHST03LK	100	41.32
1/2 IPS x 1/2 OD STD	LFST04	100	21.22
1/2 IPS x 1/2 OD STD LK	LFST04LK	100	22.85
1/2 IPS x 1/2 OD HVY	LFHST04	100	35.63
1/2 IPS x 1/2 OD HVY LK	LFHST04LK	100	41.83



Sweat x Compression



DESCRIPTION	PART #	CARTON QUANTITY	PRICE
1/2 Copper Swt x 3/8 OD STD	LFST07	100	12.71
1/2 Copper Swt x 3/8 OD STD LK	LFST07LK	100	14.72
1/2 Copper Swt x 3/8 OD HVY	LFHST07	100	39.74
1/2 Copper Swt x 3/8 OD HVY LK	LFHST07LK	100	46.02
1/2 Copper Swt x 1/2 OD STD	LFST08	100	14.10
1/2 Copper Swt x 1/2 OD STD LK	LFST08LK	100	16.15



Sweat (with 5" extension)
x Compression

DESCRIPTION	PART #	CARTON QUANTITY	PRICE
½ Copper Swt x ¾ OD STD	LFST082	100	19.34
½ Copper Swt x ¾ OD STD LK	LFST082LK	100	21.47
½ Copper Swt x ¾ OD HVY	LFHST082	100	53.15
½ Copper Swt x ¾ OD HVY LK	LFHST082LK	100	59.09
½ Copper Swt x ½ OD STD	LFST084	100	21.12
½ Copper Swt x ½ OD STD LK	LFST084LK	100	22.78
½ Copper Swt x ½ OD HVY	LFHST084	100	54.85
½ Copper Swt x ½ OD HVY LK	LFHST084LK	100	61.07



Compression x Compression

DESCRIPTION	PART #	CARTON QUANTITY	PRICE
½ Nominal x ¾ OD STD	LFST09	100	15.90
½ Nominal x ¾ OD STD LK	LFST09LK	100	18.14
½ Nominal x ¾ OD HVY	LFHST09	100	38.31
½ Nominal x ¾ OD HVY LK	LFHST09LK	100	44.56
½ Nominal x ½ OD STD	LFST10	100	18.04
½ Nominal x ½ OD STD LK	LFST10LK	100	19.85
½ Nominal x ½ OD HVY	LFHST10	100	39.78
½ Nominal x ½ OD HVY LK	LFHST10LK	100	46.02



Pipe x Pipe with Stuffing Box

DESCRIPTION	PART #	CARTON QUANTITY	PRICE
¾ IPS x ¾ IPS STD	LFST05SB	100	17.24
¾ IPS x ¾ IPS STL LK	LFST05LKS	100	19.11
¾ IPS x ¾ IPS HVY	LFHST05SB	100	35.14
¾ IPS x ¾ IPS HVY LK	LFHST05LKS	100	41.32
½ IPS x ½ IPS HVY	LFHST06SB	100	37.12
½ IPS x ½ IPS HVY LK	LFHST06LKS	100	43.25

DUAL OUTLET STOPS



IPS, Sweat or Compression x Compression x Compression

DESCRIPTION	PART #	CARTON QUANTITY	PRICE
½ IPS x ¾ OD x ¾ OD STD	LFST02	100	26.45
½ Copper Swt x ¾ OD x ¾ OD STD	LFST07	100	26.05
½ Nominal x ¾ OD x ¾ OD STD	LFST09	100	29.16
½ Nominal x ¾ OD x ¾ OD STD LK	LFST09LK	100	31.41
½ Nominal x ¾ OD x 1/4 OD STD	LFSTDW09	100	36.12

STRAIGHT STOPS

Sweat x Compression (with 5" extension)

DESCRIPTION	PART #	CARTON QUANTITY	PRICE
½ Copper Swt x ¾ OD STD	LFST182	100	20.47
½ Copper Swt x ¾ OD STD LK	LFST182LK	100	22.17



Pipe x Compression

DESCRIPTION	PART #	CARTON QUANTITY	PRICE
¾ IPS x ¾ OD STD	LFST11	100	13.69
¾ IPS x ¾ OD STL LK	LFST11LK	100	15.34
¾ IPS x ¾ OD HVY	LFHST11	100	36.09
¾ IPS x ¾ OD HVY LK	LFHST11LK	100	37.53
½ IPS x ¾ OD STD	LFST12	100	20.14
½ IPS x ¾ OD STD LK	LFST12LK	100	22.17
¾ IPS x ½ OD STD	LFST13	100	17.86
¾ IPS x ½ OD STD LK	LFST13LK	100	19.63
½ IPS x ½ OD STD	LFST14	100	21.04
½ IPS x ½ OD STD LK	LFST14LK	100	22.85

Pipe x Pipe with Stuffing Box

DESCRIPTION	PART #	CARTON QUANTITY	PRICE
¾ IPS x ¾ IPS STD	LFST15SB	100	17.53
¾ IPS x ¾ IPS STD LK	LFST15LKS	100	20.21
½ IPS x ½ IPS STD	LFST155SB	100	19.99
½ IPS x ½ IPS STD LK	LFST155LKS	100	22.76

Sweat x Compression



DESCRIPTION	PART #	CARTON QUANTITY	PRICE
½ Copper Swt x ¾ OD STD	LFST16	100	14.40
½ Copper Swt x ¾ OD STD LK	LFST16LK	100	16.13
½ Copper Swt x ½ OD STD	LFST19	100	15.63
½ Copper Swt x ½ OD STD LK	LFST19LK	100	17.39



Compression x Compression

DESCRIPTION	PART #	CARTON QUANTITY	PRICE
½ Nominal x ¾ OD STD	LFST17	100	17.24
½ Nominal x ¾ OD STD LK	LFST17LK	100	19.05
½ Nominal x ½ OD STD	LFST18	100	18.59
½ Nominal x ½ OD STD LK	LFST18LK	100	20.37

LAVATORY AND CLOSET SUPPLY KITS

FLEXIBLE SUPPLIES

Economy Line (Case Qty. 25) Full turn compression set stem, solid brass stops.

Standard Line Full turn compression set stem, solid brass stops.

Heavy Pattern Line Full turn compression set heavy stem, heavy pattern stop, highly polished solid brass.

LAVATORY SUPPLIES INCLUDE:

(2) Stop Valves (2) Flexible Risers (2) Chrome Plated Flanges

CLOSET SUPPLIES INCLUDE:

(1) Stop Valve (1) Flexible Riser (1) Chrome Plated Flange

SUPPLY KIT ADDERS SEE PAGE 15

H= Heavy Pattern LK= Loose Key ECO= Economy Line

LAVATORY SUPPLIES

PIPE X COMPRESSION

DESCRIPTION	PART #	PRICE
$\frac{3}{8}$ IPS x $\frac{3}{8}$ OD STD	LF165	46.52
$\frac{3}{8}$ IPS x $\frac{3}{8}$ OD STD LK	LF165LK	50.89
$\frac{3}{8}$ IPS x $\frac{3}{8}$ OD HVY	LFH165	83.87
$\frac{3}{8}$ IPS x $\frac{3}{8}$ OD HVY LK	LFH165LK	96.17
$\frac{3}{8}$ IPS x $\frac{1}{2}$ OD STD	LF167	73.77
$\frac{3}{8}$ IPS x $\frac{1}{2}$ OD STD LK	LF167LK	85.56
$\frac{3}{8}$ IPS x $\frac{1}{2}$ OD HVY	LFH167	101.84
$\frac{3}{8}$ IPS x $\frac{1}{2}$ OD HVY LK	LFH167LK	114.22
$\frac{1}{2}$ IPS x $\frac{3}{8}$ OD STD ECONOMY	LF2165ECO	42.87
$\frac{1}{2}$ IPS x $\frac{3}{8}$ OD STD LK ECONOMY	LF2165LKECO	47.09
$\frac{1}{2}$ IPS x $\frac{3}{8}$ OD STD	LF2165	52.06
$\frac{1}{2}$ IPS x $\frac{3}{8}$ OD STD LK	LF2165LK	57.20
$\frac{1}{2}$ IPS x $\frac{3}{8}$ OD HVY	LFH2165	84.22
$\frac{1}{2}$ IPS x $\frac{3}{8}$ OD HVY LK	LFH2165LK	96.88
$\frac{1}{2}$ IPS x $\frac{1}{2}$ OD STD	LF2167	78.43
$\frac{1}{2}$ IPS x $\frac{1}{2}$ OD STD LK	LF2167LK	90.87
$\frac{1}{2}$ IPS x $\frac{1}{2}$ OD HVY	LFH2167	103.11
$\frac{1}{2}$ IPS x $\frac{1}{2}$ OD HVY LK	LFH2167LK	114.24

COMPRESSION X COMPRESSION

DESCRIPTION	PART #	PRICE
$\frac{1}{2}$ Nominal x $\frac{3}{8}$ OD STD	LF2165CC	51.98
$\frac{1}{2}$ Nominal x $\frac{3}{8}$ OD STD LK	LF2165CCCLK	54.92
$\frac{1}{2}$ Nominal x $\frac{3}{8}$ OD STD ECONOMY	LF2165CCCECO	42.80
$\frac{1}{2}$ Nominal x $\frac{3}{8}$ OD STD LK ECONOMY	LF2165CCCLKECO	43.99
$\frac{1}{2}$ Nominal x $\frac{3}{8}$ OD HVY	LFH2165CC	95.44
$\frac{1}{2}$ Nominal x $\frac{3}{8}$ OD HVY LK	LFH2165CCCLK	107.43
$\frac{1}{2}$ Nominal x $\frac{1}{2}$ OD STD	LF2167CC	62.01
$\frac{1}{2}$ Nominal x $\frac{1}{2}$ OD STD LK	LF2167CCCLK	67.83
$\frac{1}{2}$ Nominal x $\frac{1}{2}$ OD HVY	LFH2167CC	108.31
$\frac{1}{2}$ Nominal x $\frac{1}{2}$ OD HVY LK	LFH2167CCCLK	118.76

SWEAT X COMPRESSION

DESCRIPTION	PART #	PRICE
$\frac{1}{2}$ Copper Sweat x $\frac{3}{8}$ OD STD	LF175	45.86
$\frac{1}{2}$ Copper Sweat x $\frac{3}{8}$ OD STD LK	LF175LK	49.57
$\frac{1}{2}$ Copper Sweat x $\frac{3}{8}$ OD HVY	LFH175	115.30
$\frac{1}{2}$ Copper Sweat x $\frac{3}{8}$ OD HVY LK	LFH175LK	127.31
$\frac{1}{2}$ Copper Sweat x $\frac{1}{2}$ OD STD	LF177	70.28
$\frac{1}{2}$ Copper Sweat x $\frac{1}{2}$ OD STD LK	LF177LK	88.95

SWEAT X COMPRESSION (WITH 5" EXTENSION TUBE)

DESCRIPTION	PART #	PRICE
$\frac{1}{2}$ Copper Sweat x $\frac{3}{8}$ OD STD	LF170	68.50
$\frac{1}{2}$ Copper Sweat x $\frac{3}{8}$ OD STD LK	LF170LK	76.85
$\frac{1}{2}$ Copper Sweat x $\frac{3}{8}$ OD STD ECONOMY	LF170ECO	56.11
$\frac{1}{2}$ Copper Sweat x $\frac{3}{8}$ OD STD LK ECONOMY	LF170LKECO	64.29
$\frac{1}{2}$ Copper Sweat x $\frac{3}{8}$ OD HVY	LFH170	130.72
$\frac{1}{2}$ Copper Sweat x $\frac{3}{8}$ OD HVY LK	LFH170LK	142.95
$\frac{1}{2}$ Copper Sweat x $\frac{1}{2}$ OD STD	LF171	69.08
$\frac{1}{2}$ Copper Sweat x $\frac{1}{2}$ OD STD LK	LF171LK	74.69
$\frac{1}{2}$ Copper Sweat x $\frac{1}{2}$ OD HVY	LFH171	135.08
$\frac{1}{2}$ Copper Sweat x $\frac{1}{2}$ OD HVY LK	LFH171LK	147.36

STRAIGHT LAVATORY SUPPLIES

DESCRIPTION	PART #	PRICE
$\frac{1}{2}$ Nominal x $\frac{3}{8}$ OD STD	LF3165CC	67.38
$\frac{1}{2}$ Nominal x $\frac{3}{8}$ OD STD LK	LF3165CCCLK	71.16
$\frac{1}{2}$ Copper Sweat w/5" x $\frac{3}{8}$ OD STD	LF270	71.16
$\frac{1}{2}$ Copper Sweat w/5" x $\frac{3}{8}$ OD STD LK	LF270LK	78.62

CLOSET SUPPLIES

PIPE X COMPRESSION H= Heavy Premiere Line LK= Loose Key

DESCRIPTION	PART #	PRICE
$\frac{3}{8}$ IPS x $\frac{3}{8}$ OD STD	LF166	27.68
$\frac{3}{8}$ IPS x $\frac{3}{8}$ OD STD LK	LF166LK	30.10
$\frac{3}{8}$ IPS x $\frac{3}{8}$ OD HVY	LFH166	46.56
$\frac{3}{8}$ IPS x $\frac{3}{8}$ OD HVY LK	LFH166LK	56.93
$\frac{3}{8}$ IPS x $\frac{1}{2}$ OD STD	LF169	41.34
$\frac{3}{8}$ IPS x $\frac{1}{2}$ OD STD LK	LF169LK	46.79
$\frac{3}{8}$ IPS x $\frac{1}{2}$ OD HVY	LFH169	58.74
$\frac{3}{8}$ IPS x $\frac{1}{2}$ OD HVY LK	LFH169LK	65.19
$\frac{1}{2}$ IPS x $\frac{3}{8}$ OD STD	LF2166	30.63
$\frac{1}{2}$ IPS x $\frac{3}{8}$ OD STD LK	LF2166LK	32.94
$\frac{1}{2}$ IPS x $\frac{3}{8}$ OD HVY	LFH2166	46.82
$\frac{1}{2}$ IPS x $\frac{3}{8}$ OD HVY LK	LFH2166LK	53.45
$\frac{1}{2}$ IPS x $\frac{1}{2}$ OD STD	LF2169	43.79
$\frac{1}{2}$ IPS x $\frac{1}{2}$ OD STD LK	LF2169LK	50.14
$\frac{1}{2}$ IPS x $\frac{1}{2}$ OD HVY	LFH2169	59.32
$\frac{1}{2}$ IPS x $\frac{1}{2}$ OD HVY LK	LFH2169LK	65.92



COMPRESSION X COMPRESSION

DESCRIPTION	PART #	PRICE
½ Nominal x ¾ OD STD	LF2166CC	28.94
½ Nominal x ¾ OD STD LK	LF2166CCLK	32.01
½ Nominal x ¾ OD STD ECONOMY	LF2166CCECO	23.11
½ Nominal x ¾ OD STD LK ECONOMY	LF2166CCLKECO	25.64
½ Nominal x ¾ OD HVY	LFH2166CC	54.49
½ Nominal x ¾ OD HVY LK	LFH2166CCLK	61.03
½ Nominal x ½ OD STD	LF2169CC	33.50
½ Nominal x ½ OD STD LK	LF2169CCLK	36.43
½ Nominal x ½ OD HVY	LFH2169CC	58.50
½ Nominal x ½ OD HVY LK	LFH2169CCLK	63.98

SWEAT X COMPRESSION

DESCRIPTION	PART #	PRICE
½ Copper Sweat x ¾ OD STD	LF185	27.37
½ Copper Sweat x ¾ OD STD LK	LF185LK	30.30
½ Copper Sweat x ¾ OD HVY	LFH185	69.48
½ Copper Sweat x ¾ OD HVY LK	LFH185LK	78.11
½ Copper Sweat x ½ OD STD	LF187	46.23
½ Copper Sweat x ½ OD STD LK	LF187LK	49.09

SWEAT X COMPRESSION (WITH 5" EXTENSION TUBE)

DESCRIPTION	PART #	PRICE
½ Copper Sweat x ¾ OD STD	LF172	36.87
½ Copper Sweat x ¾ OD STD LK	LF172LK	42.41
½ Copper Sweat x ¾ OD HVY	LFH172	65.56
½ Copper Sweat x ¾ OD HVY LK	LFH172LK	72.33
½ Copper Sweat x ½ OD STD	LF173	41.75
½ Copper Sweat x ½ OD STD LK	LF173LK	47.21
½ Copper Sweat x ½ OD HVY	LFH173	87.62
½ Copper Sweat x ½ OD HVY LK	LFH173LK	92.19

RIGID SUPPLIES

RIGID LAVATORY SUPPLIES

Each lavatory supply kit includes (2) brass stop valves with stuffing box, (4) chrome plated nipples, (2) reducers and (2) chrome plated steel flanges. (Tailpieces must be ordered separately).

RIGID CLOSET SUPPLIES

Each closet supply kit includes (1) brass stop valve with stuffing box, (2) chrome plated nipples and (1) chrome plated steel flange. (Tailpieces must be ordered separately).

STANDARD LINE - Stop valves are chrome plated solid brass.
PREMIERE HEAVY LINE - Heavy stop valves are chrome plated and highly polished solid brass.

ANGLE LAVATORY SUPPLIES

DESCRIPTION	PART #	PRICE
¾ IPS STD	LF158	115.16
¾ IPS STD LK	LF158LK	125.70
¾ IPS HVY	LFH158	146.15
¾ IPS HVY LK	LFH158LK	159.08
½ IPS HVY	LFH2158	176.71
½ IPS HVY LK	LFH2158LK	189.90

ANGLE CLOSET SUPPLIES

DESCRIPTION	PART #	PRICE
¾ IPS STD	LF159	60.05
¾ IPS STD LK	LF159LK	67.40
¾ IPS HVY	LFH159	71.28
¾ IPS HVY LK	LFH159LK	78.70



STRAIGHT LAVATORY SUPPLIES

DESCRIPTION	PART #	PRICE
¾ IPS STD	LF157	305.62
¾ IPS STD LK	LF157LK	319.87



STRAIGHT CLOSET SUPPLIES

DESCRIPTION	PART #	PRICE
¾ IPS STD	LF160	97.05
¾ IPS STD LK	LF160LK	104.93



BRASS TAILPIECES

NOTE: SUPPLIED AS EACH

DESCRIPTION	PART #	PRICE
¼ x 2 Straight	TPC2STR	12.14 ea.
¼ x 2 Offset	TPC2OFR	20.02 ea.

WHEELCHAIR LAVATORY SUPPLY

DESCRIPTION	PART #	PRICE
¾ IPS with ¾ x ¼ Reducer STD	LF158WC	185.73

HOSPITAL SUPPLIES - HCASPL

Includes Heavy Premiere Line solid brass chrome plated stop, loose key, 36" chrome plated riser, 5" nipple and flange.

DESCRIPTION	PART #	PRICE
¾ IPS x ¾ OD	LFH165LKHCSPL	121.18 ea.

STANDARD AND HEAVY SUPPLY KIT ADDERS
 See Page 10 for LFBV2 Supply Kit Adders

FLANGE OPTIONS - Use suffix after supply part #

DESCRIPTION	SUFFIX	ADDITIONAL CHARGE	
		CLOSET	LAVATORY
Heavy Brass, Set Screw, Chrome Plated	F	16.02 ea.	32.08 pr.
Deep Flange (Bell Type), Chrome Plated Wrought Brass	DF	11.80 ea	23.63 pr.
Deep Flange (Bell Type), Chrome Plated Steel	SDF	2.49 ea.	5.00 pr.

NIPPLE OPTIONS - Use suffix after supply part #

DESCRIPTION	SUFFIX	ADDITIONAL CHARGE		
		CLOSET		LAVATORY
3" Nipple	N3	14.13ea.	3/8 IPS	28.26 pr.
5" Nipple	N5	20.94 ea.	1/2 IPS	41.91 pr.
		21.85 ea.	3/8 IPS	43.69 pr.
		26.59 ea.	1/2 IPS	53.16 pr.

RISER OPTIONS FLEXIBLE COPPER - Use suffix after supply part #

DESCRIPTION	SUFFIX	ADDITIONAL CHARGE	
		3/8" OD	1/2" OD
Lavatory	15"	R15	6.71 pr. N/C
	20"	R20	14.36 pr. 17.20 pr.
	36"	R36	63.99 pr. N/C
Closet	20"	R20	7.55 ea. 8.40 ea.
	12"	CR	10.24 ea.
Compression	20"	CR20	20.33 ea.
	12"	SR	5.58 ea.
Sweat	12"	SR	5.58 ea.
	20"	SR20	15.04 ea.

RISER OPTIONS BRAIDED STAINLESS STEEL

Use suffix after supply part #

DESCRIPTION	SUFFIX	ADDITIONAL CHARGE	
		3/8" OD	1/2" OD
Lavatory	9"	SS9	N/C
	12"	SS12	3.29 pr. N/C
	16"	SS16	6.42 pr.
	20"	SS20	9.51 pr. 3.05 pr.
	30"	SS30	18.11 pr.
Closet	36"	SS36	23.31 pr.
	12"	SS12	3.29 ea. N/C
	20"	SS20	6.04 ea.

N/C = No additional charge

HANDLE OPTIONS - Use suffix after supply part #

DESCRIPTION	SUFFIX	ADDITIONAL CHARGE	
		CLOSET	LAVATORY
Cross Handle	X	12.46 ea.	23.79 pr.

LOCK SHIELD CAPS AND LOOSE KEYS

Use suffix after supply part #

DESCRIPTION	SUFFIX	ADDITIONAL CHARGE	
		CLOSET	LAVATORY
For Premier and Heavy Pattern	C	4.83 ea.	9.64 pr.

SINGLE SUPPLY OPTION FOR LAVATORIES

Use suffix after supply part #

DESCRIPTION	SUFFIX	ADDITIONAL CHARGE
Lavatory with EA in part #	EA	1/2 pair list price + 4.17

STUFFING BOX OPTION FOR SUPPLIES

Use suffix after supply part #

DESCRIPTION	SUFFIX	ADDITIONAL CHARGE	
		CLOSET	LAVATORY
Stuffing box for supplies	SB	6.93 ea	13.89 pr.

SCREWDRIVER STEM OPTION FOR SUPPLIES

Use suffix after supply part #

DESCRIPTION	SUFFIX	ADDITIONAL CHARGE	
		CLOSET	LAVATORY
Screwdriver stem for supplies	SD	6.93 ea	13.89 pr.

Adder Pricing NOTE:

Please contact customer service for verification of pricing on all adder components when building a custom supply kit prior to submitting your purchase order. customerservice@mcguiremfg.com or call (203) 699-1801.



CONTRACTOR TRIM KITS

- McGuire Contractor Trim Kits are designed for individual contractors based on their installation requirements.
- All trim components (P-Traps, strainers, water supplies and fittings) are packed in one box with the contractor's part number and trim package name. One box to order, one box to stage and one box to clean-up.
- Information on designing your custom contractor kit is available at mcguiremfg.com.

CONTINUOUS WASTES

CONTINUOUS WASTES - REGULAR DUTY

1½ End Outlet



Available Prewrapped in McGuire's Prowrap® 111C16G17 ONLY

DESCRIPTION	PART #	PRICE
1½ End Outlet 16" CTR 20GA	111C16G20	91.14
1½ End Outlet 16" CTR 17GA	111C16G17	133.43
1½ End Outlet 21" CTR 20GA	111C21G20	110.64
1½ End Outlet 21" CTR 17GA	111C21G17	133.43
1½ End Outlet 25" CTR 20GA	111C25G20	128.27
1½ End Outlet 25" CTR 17GA	111C25G17	158.79

CONTINUOUS WASTES - REGULAR DUTY

1½ Center Outlet



Available Prewrapped in McGuire's Prowrap® 113C16G17 ONLY

DESCRIPTION	PART #	PRICE
1½ Ctr Outlet 16" CTR 20GA	113C16G20	114.24
1½ Ctr Outlet 16" CTR 17GA	113C16G17	144.46
1½ Ctr Outlet 21" CTR 20GA	113C21G20	124.66
1½ Ctr Outlet 21" CTR 17GA	113C21G17	150.66
1½ Ctr Outlet 25" CTR 20GA	113C25G20	143.23
1½ Ctr Outlet 25" CTR 17GA	113C25G17	169.29

HEAVY DUTY BATTERY INSTALLATION CONTINUOUS WASTES



DESCRIPTION	PART #	PRICE
END OUTLET		
1½ x 1½ 2 Part	5202	233.73
1¼ x 1½ 2 Part	5204	245.24
1½ x 1½ 3 Part	520A2	287.36
1¼ x 1½ 3 Part	520A4	288.07
CENTER OUTLET		
1½ x 1½ 3 Part	5212	478.25
1¼ x 1½ 3 Part	5214	479.75

HEAVY BRASS NIPPLES AND FLANGES

HEAVY SOLID BRASS SET SCREW FLANGES (Polished Chrome)



DESCRIPTION	CHROME	
	PART #	PRICE
¾ IPS	127038	16.97
½ IPS	127050	17.19
⅝ OD (½" Copper)	127058	17.61
1¼ OD (⅝" Copper)	127069	18.12
¾ IPS	127075	18.98
⅞ OD (¾" Copper)	127078	18.98
1" IPS	127100	20.35
1¼ IPS	127125I	20.69
1¼ OD	127125O	19.33
1½ IPS	127150I	21.34
1½ OD	127150O	19.61
1⅝ OD (1½" Copper)	127158O	35.86
2" IPS	127200I	33.05
2" OD	127200O	31.21

CAST BRASS NIPPLES (Polished Chrome)



DESCRIPTION	CHROME	
	PART #	PRICE
⅜ x 1½	N038015	10.93
⅜ x 2	N038020	12.23
⅜ x 3	N038030	14.14
⅜ x 3½	N038035	15.56
⅜ x 4	N038040	18.20
⅜ x 5	N038050	21.85
⅜ x 5½	N038055	22.49
⅜ x 6	N038060	27.02
⅜ x 6½	N038065	38.91
⅜ x 10	N038100	58.71
⅜ x 12	N038120	78.55
⅜ x 15	N038150	91.14
⅜ x 20	N038200	163.83
⅜ x 24	N038240	172.00
½ x 3	N050030	20.95
½ x 4	N050040	23.60
½ x 5	N050050	26.58
½ x 5½	N050055	28.72
½ x 6	N050060	31.67
1¼ x 6	N125060	70.23
1½ x 6	N150060	80.46
2 x 6	N200060	251.13

MISCELLANEOUS

SHOWER ARMS

Heavy Chrome Plated Brass with Flange

DESCRIPTION	PART #	PRICE
½ IPS x 6 Threaded 45 Degree	156SA6	21.86
Same as 156 SA6 w/ set screw flange	156SA6F	30.88
½ IPS x 8 Threaded 45 Degree	156SA8	40.92
Same as 156 SA8 w/ set screw flange	156SA8F	42.88

CLOSET SPUDS WITH BRASS LOCK NUTS

DESCRIPTION	PART #	PRICE
1" x 3/4"	301134	12.43
1 1/4" x 1 1/4"	3011414	13.65
1 1/2" x 1 1/2"	3011212	17.65
2" x 1 1/2"	301212	23.17

COVERING TUBE

DESCRIPTION	PART #	PRICE
2" x 6"	164	39.85

CAST BRASS WASTE VENT CONNECTIONS

(Desanko Type)

With compression ring and slip nut or body alone. Female Sweat

DESCRIPTION	PART #	PRICE
1 1/4 x 1 1/2 Chrome Plated Brass Nut	FS42PC	20.34
1 1/4 x 1 1/2 Chrome Plated Zinc Nut	FS42PZ	14.33
1 1/4 x 1 1/2 Rough Brass Nut	FS42RB	13.72
1 1/2 x 1 1/2 Chrome Plated Brass Nut	FS22PC	20.35
1 1/2 x 1 1/2 Chrome Plated Zinc Nut	FS22PZ	15.04
1 1/2 x 1 1/2 Rough Brass Nut	FS22RB	14.02

FEMALE IPS THREAD

DESCRIPTION	PART #	PRICE
1 1/4 x 1 1/4 Less Nut	FT44B	9.10
1 1/4 x 1 1/4 Chrome Plated Brass Nut	FT44PC	20.85
1 1/4 x 1 1/4 Chrome Plated Zinc Nut	FT44PZ	12.30
1 1/4 x 1 1/4 Rough Brass Nut	FT44RB	13.44
1 1/2 x 1 1/2 Less Nut	FT42B	10.56
1 1/2 x 1 1/2 Chrome Plated Brass Nut	FT42PC	22.43
1 1/2 x 1 1/2 Chrome Plated Zinc Nut	FT42PZ	12.79
1 1/2 x 1 1/2 Rough Brass Nut	FT42RB	13.98
1 1/2 x 1 1/2 Less Nut	FT22B	12.60
1 1/2 x 1 1/2 Chrome Plated Brass Nut	FT22PC	26.16
1 1/2 x 1 1/2 Chrome Plated Zinc Nut	FT22PZ	13.26
1 1/2 x 1 1/2 Rough Brass Nut	FT22RB	14.55

MALE IPS THREAD

DESCRIPTION	PART #	PRICE
1 1/4 x 1 1/4 Less Nut	MT44B	14.29
1 1/4 x 1 1/4 Chrome Plated Brass Nut	MT44PC	20.74
1 1/4 x 1 1/4 Chrome Plated Zinc Nut	MT44PZ	15.04
1 1/4 x 1 1/4 Rough Brass Nut	MT44RB	16.44
1 1/4 x 1 1/2 Chrome Plated Brass Nut	MT42PC	21.23
1 1/4 x 1 1/2 Chrome Plated Zinc Nut	MT42PZ	16.77
1 1/4 x 1 1/2 Rough Brass Nut	MT42RB	17.19
1 1/2 x 1 1/2 Less Nut	MT22B	15.36
1 1/2 x 1 1/2 Chrome Plated Brass Nut	MT22PC	22.60
1 1/2 x 1 1/2 Chrome Plated Zinc Nut	MT22PZ	16.85
1 1/2 x 1 1/2 Rough Brass Nut	MT22RB	17.26

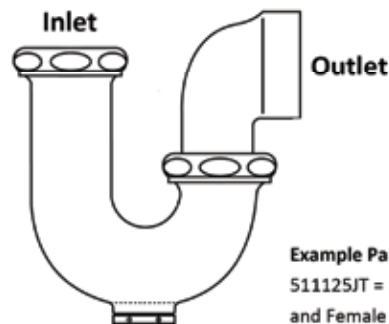
MARINE PLUMBING

MARINE PLUMBING EQUIPMENT

All marine traps have a standard 2" water seal (4" available). Inlet and outlet connections can be grooved for preformed silbrazze rings. Special order traps can be made to meet your specifications. Call our marine specialist with your requirements and for price and availability on all marine plumbing products.

Step 1 Choose an Inlet and Outlet style from the options below:

T - Female	S - Silbrazze
J - Slip Joint	Z - Silbrazze Union
U - Union	G - Grooved

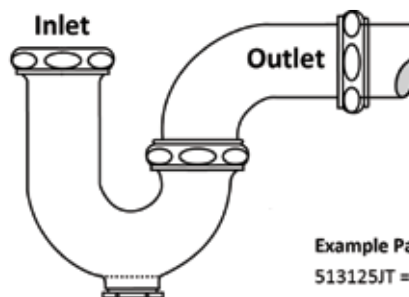


Step 2
Add the letters to the end of your base part number as shown in the example below.

Example Part Number:
511125JT = 1 1/4" x 1 1/4" with Slip Joint Inlet and Female Outlet

Step 1 Choose an Inlet and Outlet style from the options below:

T - Female	S - Silbrazze
J - Slip Joint	Z - Silbrazze Union
U - Union	G - Grooved



Step 2
Add the letters to the end of your base part number as shown in the example below.

Example Part Number:
513125JT = 1 1/4" x 1 1/4" with Slip Joint Inlet and Female Outlet



COMPONENT ITEMS (Bulk Packaged)

WROUGHT BRASS SHALLOW FLANGES (Chrome Plated)



DESCRIPTION	PART #	CARTON QUANTITY	PRICE
3/8" IPS	WE038	100	10.51
1/2" IPS	WE050	100	10.51
1 1/2" OD	WE1500	100	12.23

WROUGHT BRASS DEEP BELL FLANGES (Chrome Plated)



DESCRIPTION	PART #	CARTON QUANTITY	PRICE
3/8" IPS	WE038D	100	13.25
1/2" IPS	WE050D	100	13.25
5/8" OD (1/2 Copper)	WE058D	100	13.25
1 1/16" OD	WE069D	100	13.25
1 1/4" OD	WE125D	100	13.72
1 1/2" OD	WE150D	100	13.72

WROUGHT BRASS BOX FLANGE (Chrome Plated)



DESCRIPTION	PART #	CARTON QUANTITY	PRICE
1 1/4" OD	WE125BS	100	33.12
1 1/2" OD	WE150BS	100	34.08

WROUGHT STEEL SHALLOW FLANGES (Chrome Plated)



DESCRIPTION	PART #	CARTON QUANTITY	PRICE
3/8" IPS	SE038	100	1.40
1/2" IPS	SE050	100	1.40
5/8" OD (1/2 Copper)	SE058	100	1.40
1 1/4" OD	SE125	100	1.70
1 1/2" OD	SE150	100	1.70

WROUGHT STEEL BOX FLANGES (Satin Chrome Plated)



DESCRIPTION	PART #	CARTON QUANTITY	PRICE
1 1/4" OD	SE125BS	100	9.13
1 1/2" OD	SE150BS	100	9.13
2" OD	SE200BS	100	15.31

WROUGHT STEEL DEEP BELL FLANGES (Chrome Plated)



DESCRIPTION	PART #	CARTON QUANTITY	PRICE
3/8" IPS	SE038D	100	3.89
1/2" IPS	SE050D	100	3.89
5/8" OD (1/2 Copper)	SE058D	100	3.89
1 1/16" OD	SE069D	100	3.89
1 1/4" OD	SE125D	100	4.06
1 1/2" OD	SE150D	100	4.06
1 23/32" OD	SE172D	100	9.18

WALL BENDS 17GA - SEAMLESS (Seamless Tubular Brass Chrome Plated)

Custom sizes available upon request.



DESCRIPTION	PART #	CARTON QUANTITY	PRICE
1 1/4 x 7 1/2	WB12507517S	25	23.94
1 1/4 x 8 1/2	WB12508517S	25	26.79
1 1/4 x 12	WB12512017S	25	42.50
1 1/4 x 15	WB12515017S	25	50.37
1 1/2 x 7 1/2	WB15007517S	25	28.56
1 1/2 x 9	WB15009017S	25	36.42
1 1/2 x 12	WB15012017S	25	57.12
1 1/2 x 15	WB15015017S	25	64.89
2 x 10	WB20010017	25	97.95

EXTRA LONG 1 1/2" WALL BENDS - 17GA IN-STOCK IN CT AND AZ LOCATIONS

DESCRIPTION	PART #	CARTON QUANTITY	PRICE
1 1/2 x 18	WB15018017S	25	69.35
1 1/2 x 24	WB15024017S	25	77.33
1 1/2 x 30	WB15030017S	25	82.81
1 1/2 x 36	WB15036017S	25	91.53



**THREADED ONE END TAILPIECES
17GA SEAMLESS BRASS
(Chrome Plated)**

DESCRIPTION	PART #	CARTON QUANTITY	PRICE
1 1/4 x 6	TL12506017	50	18.50
1 1/4 x 8	TL12508017	25	33.21
1 1/4 x 10	TL12510017	25	35.94
1 1/4 x 12	TL12512017	25	40.11
1 1/4 x 1 1/2 x 6	TL12515006017	25	32.76
1 1/4 x 18	TL12518017	25	55.57
1 1/4 x 24	TL12524017	25	72.81
1 1/2 x 4	TL15004017	25	16.03
1 1/2 x 6	TL15006017	25	21.50
1 1/4 x 10 1/2 90 Degree	TL1259017	25	49.12

**SINK TAILPIECES SEAMLESS BRASS
(Chrome Plated)**



DESCRIPTION	PART #	CARTON QUANTITY	PRICE
17GA BRASS			
1 1/2 x 4	*ST15004017	25	17.45
1 1/2 x 6	*ST15006017	25	19.83
1 1/2 x 8	*ST15008017	25	25.23
1 1/2 x 12	*ST15012017	25	30.52
2 x 6	*2646	25	41.37
2 x 12	*26412	25	74.09
20GA BRASS			
1 1/2 x 4	*ST15004020	25	11.69

*Add suffix BN for brass nut and washer.

Add \$3.05 (1 1/2") \$6.23 (2")



LOCK SHIELD CAPS

DESCRIPTION	PART #	CARTON QUANTITY	PRICE
Standard Line Stop	C1	100	4.83
Heavy Duty Stop	HC1	100	4.83

CROSS HANDLE

Cast brass fits all McGuire multi-turn stops.



DESCRIPTION	PART #	CARTON QUANTITY	PRICE
Cross Handle	X1	100	12.47

LOOSE KEY FOR MCGUIRE STOPS AND SUPPLIES

DESCRIPTION	PART #	CARTON QUANTITY	PRICE
Loose Key for McGuire stops	K1	50	4.61

**CAST BRASS SLIP JOINT NUTS
WITH WASHERS**

DESCRIPTION	CHROME		ROUGH BR		CARTON QUANTITY
	PART #	PRICE	PART #	PRICE	
1 1/4 x 1 1/4	311125125W	4.45	311125125RW	4.19	200
1 1/2 x 1 1/4	311150125W	5.61	311150125RW	5.05	200
1 1/2 x 1 1/2	311150150W	5.61	311150150RW	5.30	200
2 x 1 1/2	311200150W	12.18	311200150RW	11.69	100
2 x 2	311200200DW	11.47	311200200RW	11.02	100


STAINLESS STEEL BRAIDED RISERS



Custom sizes available upon request.

DESCRIPTION	PART #	CARTON QUANTITY	PRICE
LAVATORY			
3/8" COMP x 1/2" IPS x 9	SSLAV09050038	100	8.59
3/8" COMP x 1/2" IPS x 12	SSLAV12050038	100	10.35
3/8" COMP x 1/2" IPS x 16	SSLAV16050038	100	11.79
3/8" COMP x 1/2" IPS x 20	SSLAV20050038	100	13.25
3/8" COMP x 1/2" IPS x 30	SSLAV30050038	40	17.28
3/8" COMP x 1/2" IPS x 36	SSLAV36050038	40	19.62
1/2" COMP x 1/2" IPS x 12	SSLAV12050050	100	11.45
1/2" COMP x 1/2" IPS x 20	SSLAV20050050	100	14.01
CLOSET - 7/8" ballcock			
3/8" COMP x 9	SSCLO09050038	100	8.59
3/8" COMP x 12	SSCLO12050038	100	10.35
1/2" COMP x 12	SSCLO12050050	100	11.79
3/8" COMP x 20	SSCLO20050038	100	14.14

COPPER FLEXIBLE RISER TUBES



Custom sizes available upon request.

DESCRIPTION	PART #	CARTON QUANTITY	PRICE
LAVATORY			
3/8" OD x 12	M65	100	8.85
3/8" OD x 15	M61	100	11.98
3/8" OD x 20	M66	100	15.99
3/8" OD x 36	M62	100	28.74
1/2" OD x 12	M67	100	12.61
1/2" OD x 20	M68	100	21.16
CLOSET			
3/8" OD x 12	M69	100	11.38
3/8" OD x 20	M70	100	15.01
1/2" OD x 12	M71	100	15.01
1/2" OD x 20	M72	100	23.99
COMPRESSION			
3/8" OD x 12	M65C	100	18.60
3/8" OD x 20	M66C	100	31.03
SWEAT			
3/8" OD x 12	M75	100	14.28

TERMS & CONDITIONS

TERMS: All sales are subject to credit approval. Terms are 2% ten days – Net 30.

RETURNED GOODS: Requests for returning purchased items are subject to McGuire Manufacturing Co., Inc. approval.

A Returned Goods Authorization (RGA) must be obtained from the factory prior to any return. Returned merchandise must be in their original cartons, listed in our current List Price Sheet and in clean resalable condition.

Restocking charge:

- Material other than SaniGuard, ProWrap and Marine Trap products, that was shipped within 12 months before McGuire's receipt of return request is subject to a 25% restocking charge.
- McGuire will reduce the restocking charge for such material to 15% if the customer places an offsetting order of value equal to or exceeding the value of the return. The offsetting order must be placed at the time the RGA is requested.
- SaniGuard, ProWrap and Marine Trap products shipped with 12 months before McGuire's receipt of return request is subject to a 50% restocking charge. McGuire will reduce the restocking charge on these products to 35% if the customer places an offsetting order of value equal to or exceeding the value of the return. The offsetting order must be placed at the time the RGA is requested.
- Material that was shipped more than one year before the return request is not returnable. Shipping dates are determined according to packaging date, or if none, the date stamped on the product, or, if none, the invoice date.

MINIMUM RETURN POLICY: Return requests less than \$200.00 net will be charged \$50.00 processing fee in lieu of any restocking charge.

NON-RETURNABLE PRODUCT POLICY: Specific McGuire products may require written preapproval from McGuire at the time of purchase, including items with special finishes and various non-catalog items.

INVOICE: We reserve the right to invoice all merchandise at prices in effect at time of shipment.

NO MINIMUM ORDER: Orders less than \$400.00 list will be invoiced at list price less 35%.

FREIGHT: We will pay the freight on shipments within the continental United States when the order (pre-tax) totals more than \$3,250.00 net. We select the method of shipment and carrier when we pay the freight.

LIMITED WARRANTY

McGuire Manufacturing Co., Inc warrants its product to be free from defects in material and workmanship for the period indicated below by product type measured from the date of purchase:

ITEM	WARRANTY PERIOD
Brass products "Classic" McGuire	3 years
Prowrap	3 years
Eco P-Traps, Strainers and Supply Kits	1 year
Stainless Steel products	1 year
Lite Commercial MCT P-Traps	1 year

McGuire's sole responsibility will be to replace, at no additional charge, any product which proves to be defective within the applicable warranty period (Warranty Product or replacement thereof.) The customer shall be responsible for the following costs, incurred in connection with the above Limited Warranty: (i) shipping costs for product outside the continental United States, and (ii) taxes and import duties, if levied.

The above Limited Warranty shall not apply if the product has been damaged due to abuse, misuse, improper installation, accident, or other cause not within McGuire's control. This limited warranty is conditioned on the product being properly installed, used and serviced.

THE ABOVE LIMITED WARRANTY IS THE SOLE AND EXCLUSIVE WARRANTY. ALL OTHER WARRANTIES ARE DISCLAIMED, WHETHER EXPRESSED OR IMPLIED, INCLUDING BUT NOT LIMITED TO, ANY IMPLIED WARRANTIES OF MERCHANTABILITY OR FITNESS FOR A PARTICULAR PURPOSE. IN NO EVENT SHALL MCGUIRE BE RESPONSIBLE OR LIABLE FOR ANY SPECIAL, INDIRECT, INCIDENTAL, OR CONSEQUENTIAL DAMAGES OR LOSSES INCLUDING LOST PROFITS OR REVENUES ARISING FROM THE USE OF THIS PRODUCT.

McGuire may, at its option, alter the contents of this LIMITED WARRANTY at anytime. These changes will affect products manufactured after the effective date of this policy.

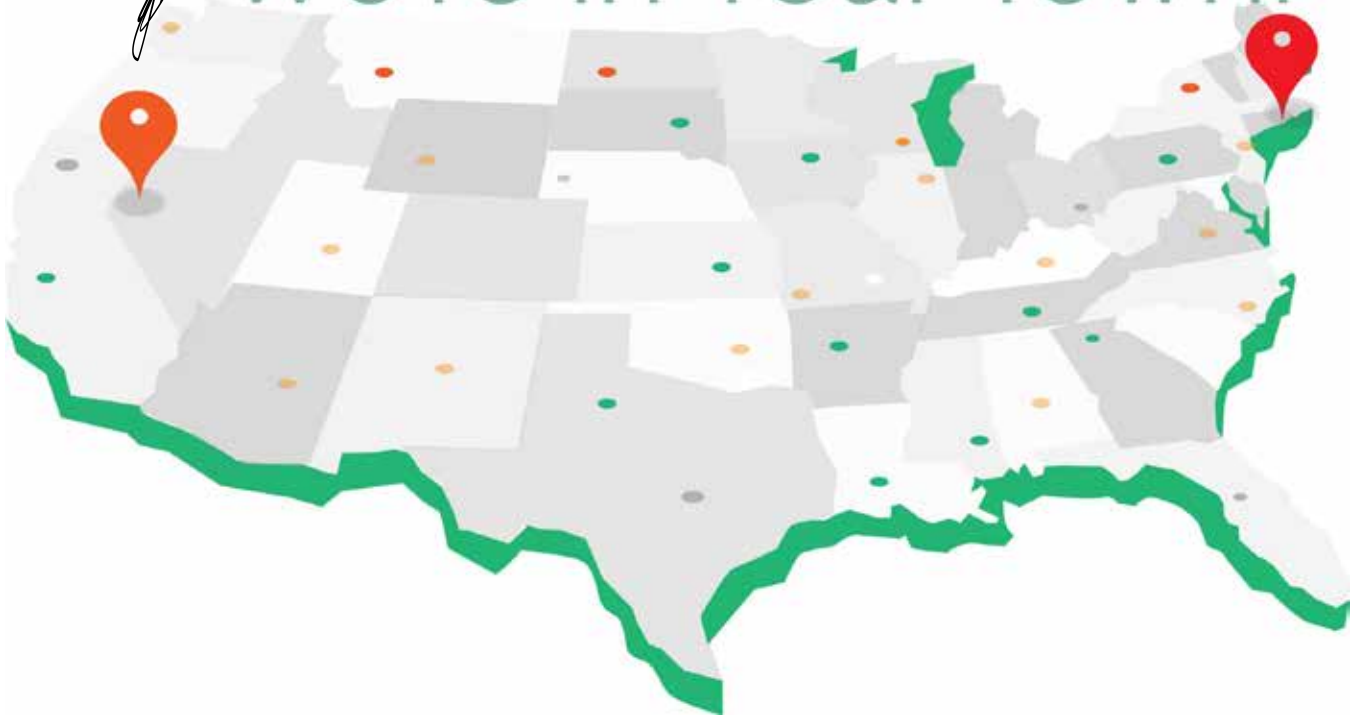
Please be advised that the published terms and conditions above are accurate from the date of publish and are subject to change. Refer to McGuire's most current terms and conditions online at mcguiremfg.com.

MAY 2022

McGuire has two shipping hubs for fast shipping. Locations in Connecticut and Nevada.



We're In Your Town!



McGuire Manufacturing Co., Inc.
60 Grandview Court
Cheshire, Connecticut 06410
203-699-1801 • Fax: 203-699-1813
mcguiremfg.com

© 2022 McGuire Manufacturing Co., Inc.